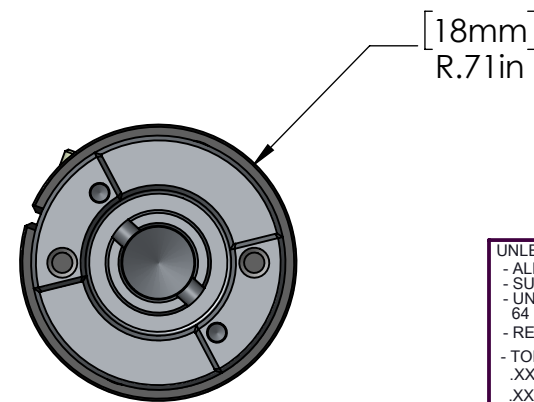
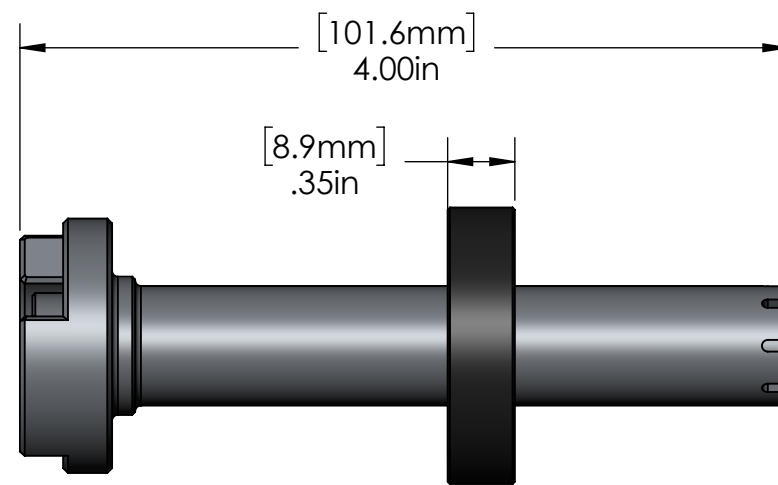
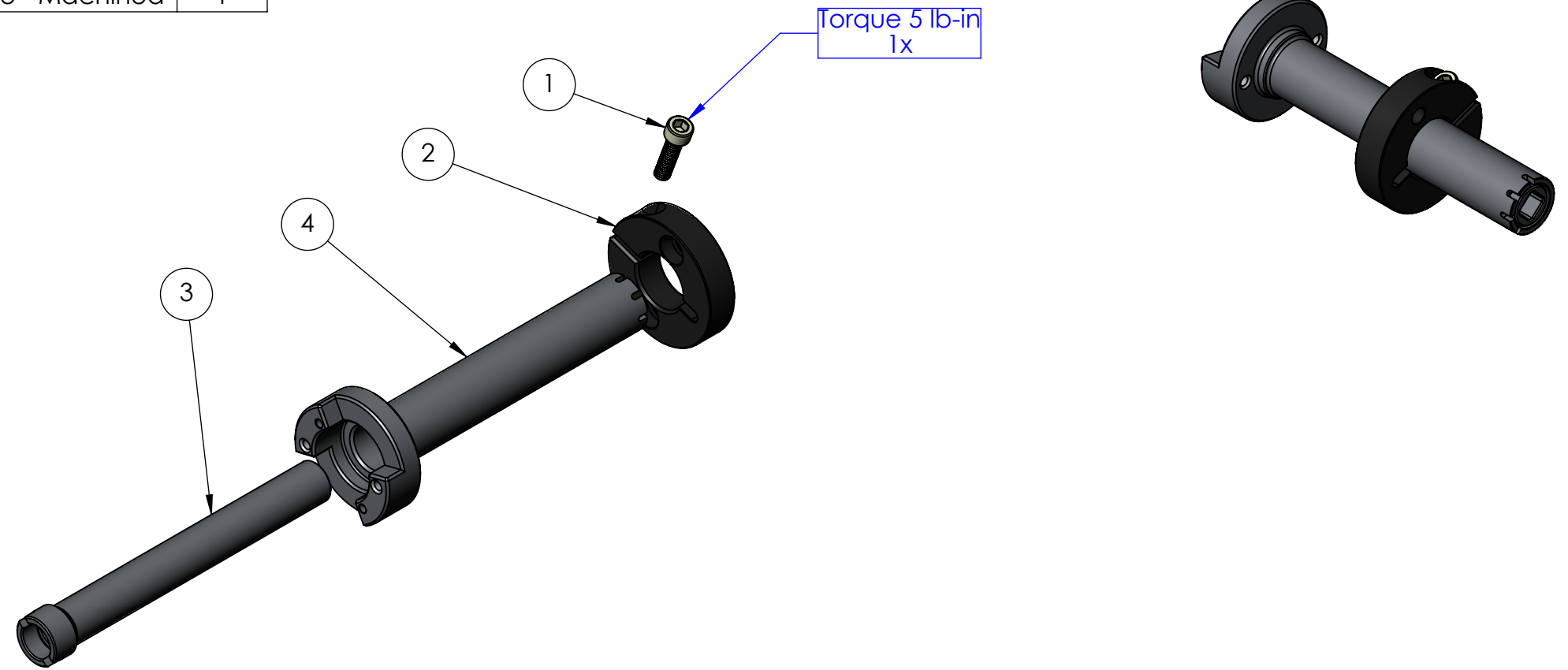


ITEM NO.	PART NUMBER	DESCRIPTION	Qty
1	AF00-9985-0000	Zinc-Plated Alloy SHCS #8-32 x 5/8	1
2	EA00-0143-0605	STO Oven Wall Collar - Black Anodized	1
3	EA00-7022-0200	STO Drive Shaft 4" - Machined	1
4	PN00-7042-0200	4" One-Piece Stand-Off Tube - Machined	1

DATE	SYM	REVISION RECORD	ECO	DWN	ENG	MFG
2019-12-04	00	INITIAL RELEASE	0094	JS	EB	SL



UNLESS OTHERWISE SPECIFIED:  
 - ALL DIMENSIONS ARE IN INCHES  
 - SURFACE FINISH IS IN Ra MICRINCHES (µIN)  
 - UNSPECIFIED SURFACES MUST BE 64 Ra µIN OR BETTER  
 - REMOVE ALL BURRS & SHARP EDGES .003-.010  
 - TOLERANCES ARE:  
 .XX ±.010 FRACTIONAL ±1/64"  
 .XXX ±.003 ANGULAR ±.5°  
 .XXXX ±.001  
 - UNSPECIFIED INSIDE CORNER RADIUS 0.010 MAX.  
 - REFER TO 3D MODEL FOR DIMENSIONS NOT SHOWN.  
 TOLERANCE .XX APPLIES  
 - DO NOT SCALE DRAWING

MATERIAL:

FINISH:

MS-1021



ACCORDANCE WITH LATEST ASME Y14.5



2659, boul. du Parc Technologique  
 Québec, CANADA  
 G1P 4S5  
 Tel: 418-338-0004  
 Fax: 418-338-2500  
 Email: info@afproducts.ca  
 Web: www.afproducts.ca

DESCRIPTION:

4" StandOff Kit

PROPRIETARY INFORMATION  
 THIS DRAWING IS THE PROPERTY OF APN-AFP INC.  
 IT IS RETURNABLE UPON REQUEST AND MUST NOT BE REPRODUCED  
 OR THE INFORMATION CONTAINED HEREIN TRANSMITTED TO ANY  
 UNAUTHORIZED PERSON OR ORGANIZATION WITHOUT THE  
 WRITTEN CONSENT OF APN-AFP INC.

UNIT	SIZE	DWG. NO.	REV.
IN	B	STO-03	00
SCALE	2:3	SHEET 1 OF 1	